



# Insulated Track Section

**C**ongratulations on your purchase of the Lionel Insulated Track Section! While the Insulated track Section is the same length as a standard straight section, it has an insulated outside rail and an insulated center rail. Both ends of the outside rail are electrically insulated from the rest of the track by fiber pins.

The Lionel Insulated Track Section can replace the 153C Contactor. When a piece of rolling stock enters this section of track, the metal axles and wheels conduct electricity across the outside rails, completing the circuit that activates the accessory.

**Caution!** Never keep a train on the Insulated Track Section for more than two minutes (depending on track voltage) to prevent damage to the accessory.

**Note!** Dirty wheels and track may interfere with the operation of your accessory. See your authorized Lionel Service Center or Lionel Service if you have difficulties with the unit.

## Wiring an accessory for operation with variable voltage/track power

**A**s illustrated in Figure 1, it is possible to power your accessory through the track. Because the accessory will operate at the same voltage applied to the track, you must use your controller/transformer to vary the voltage.

1. Replace a regular track section with the Insulated Track Section. You will need to remove one of the metal pins from the mating track section so that the insulating pin can be used.
2. Attach a Lionel Lock-On (available separately, 6-62900) to the side of the track with the fiber pins in the outer rail.
3. Connect the power terminals on the accessory to the spring-clip terminals on the Lock-On.

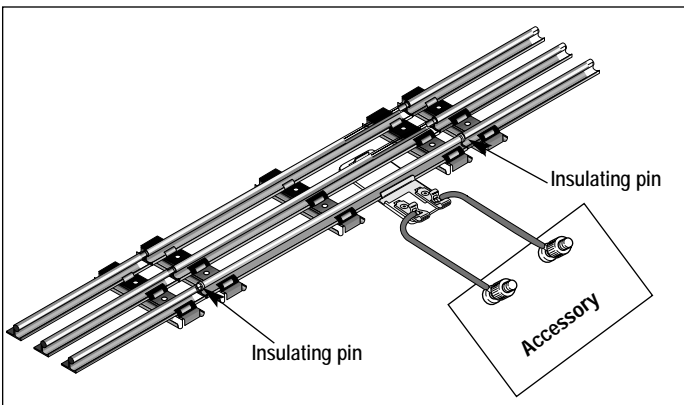


Figure 1. Variable voltage (track power) connections

## Wiring an accessory for operation with fixed voltage

**A**s illustrated in Figure 2, you may use a separate accessory power supply to power your accessory at a fixed voltage. Connect your track power supply to the track anywhere outside of the Insulated Track Section.

1. Replace a regular track section with the Insulated Track Section. You will need to remove one of the metal pins from the mating track section so that the insulating pin can be used.
2. Attach a Lionel Lock-On (available separately, 6-62900) to the side of the track with the fiber pins in the outer rail.
3. Attach one wire to the #2 Lock-On terminal and connect it to one of the terminals on the accessory.
4. Attach another wire to the other accessory terminal and connect it to the Power/A terminal on the power supply.
5. Connect the Common/Ground/U terminal on the power supply to the #2 terminal on the Lock-On.

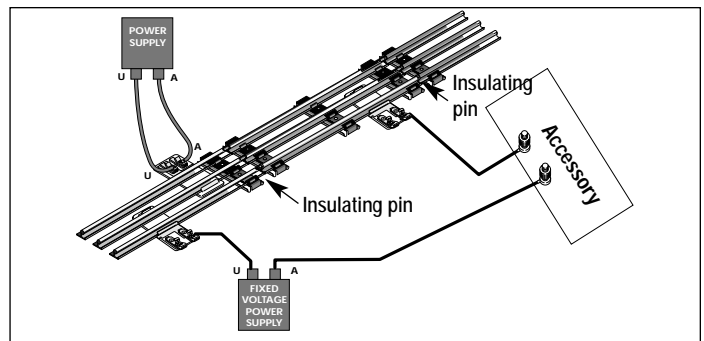


Figure 2. Fixed voltage connections

## Using the Insulated Track Section to replace an on/off switch

**S**ome accessories have two power terminals (for Power/A and Common/Ground/U) and switch connections. As illustrated in Figure 3, you may connect the switch terminal to the track so that your train will turn on the accessory when the train enters the insulated section.

1. Replace a regular track section with the Insulated Track Section. You will need to remove one of the metal pins from the mating track section so that the insulating pin can be used.
2. Attach a Lionel Lock-On (available separately, 6-62900) to the side of the track with the fiber pins in the outer rail.
3. Connect the power terminals on the accessory to the spring-clip terminals on the Lock-On.
4. Connect the accessory to the Power/A and Common/Ground/U terminals on your power supply.

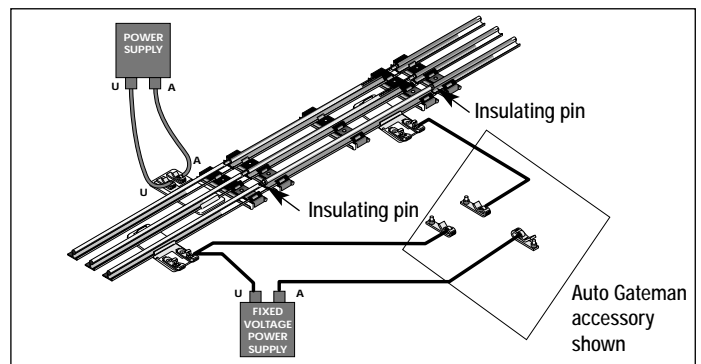


Figure 3. Replacing the on/off switch

## Limited Warranty/Lionel Service

This Lionel product, including all mechanical and electrical components, moving parts, motors and structural components, except for light bulbs, is warranted to the original consumer-purchaser, for **one year** against original defects in materials or workmanship when purchased through an authorized Lionel merchant.

This warranty does NOT cover normal wear and tear, light bulbs, defects appearing in the course of commercial use, or damage resulting from abuse or misuse of the product by the purchaser. Transfer of this product by the original consumer-purchaser to another person voids this warranty. Modification of this product voids this warranty.

Any warranted product which is defective in original materials or workmanship and is delivered by the original consumer-purchaser to Lionel L.L.C. or an authorized Lionel L.L.C. Service Center, together with proof of original purchase will, at the option of Lionel L.L.C., be repaired or replaced, without charge for parts or labor. In the event the defective product cannot be repaired, and a replacement is not available, a refund of the original purchase price will be granted. Any products on which warranty service is sought must be sent freight or postage prepaid, as transportation and shipping charges are not covered by the warranty.

### In no event shall Lionel L.L.C. be liable for incidental or consequential damages.

Some states do not allow the exclusion or limitation of incidental or consequential damages, so the above exclusion may not apply to you.

This limited warranty gives you specific legal rights, and you may have other rights which vary from state to state.

### Instructions for Obtaining Service

If service for this Lionel L.L.C. product is required, bring the item, along with your dated sales receipt and completed warranty information to the nearest Authorized Lionel Service Center. Your nearest Lionel Service Center can be found by calling 1-800-4-Lionel, or by accessing our Website at [www.lionel.com](http://www.lionel.com).

If you prefer to send your product back to Lionel L.L.C. for repair in Michigan,

you must first call 586-949-4100 or FAX 586-949-5429, or write to Customer Service, P.O. Box 748, New Baltimore, MI 48047-0748, stating what the item is, when it was purchased and what seems to be the problem. You will be sent a return authorization letter and label to ensure your merchandise will be properly handled upon receipt.

Once you have received your return authorization and label, make sure that the item is packed to prevent damage during shipping and handling. We suggest that you use the product's original packaging. This shipment must be prepaid and we recommend that it be insured.

Please make sure you have followed all of the above instructions carefully before returning any merchandise for service. You may choose to have your product repaired by one of our Authorized Lionel Service Centers after its warranty has expired. A reasonable service fee will be charged.

### Warranty Information

Please complete the information below and keep it, along with your dated sales receipt. You must present this and your dated sales receipt when requesting warranty service.

Name \_\_\_\_\_

Address \_\_\_\_\_

Place of Purchase \_\_\_\_\_

Date of Purchase \_\_\_\_\_

Product Number \_\_\_\_\_

Product Description \_\_\_\_\_

\_\_\_\_\_

